

penguins

a Kindergarten

CLOSE

READ



©Tara West-Little Minds at Work

What is close reading?

"Essentially, close reading means reading to uncover layers of meaning that lead to deep comprehension."

Nancy Boyles, Educational Leadership December 2012/January 2013

A close read is...

ENGAGING

HAS A DEFINED PURPOSE

SEES CONNECTIONS WITHIN TEXT

PROVIDES A REASON TO LEARN

TEACHES STUDENTS TO DIG DEEPER

A PROCESS TO LEARNING MORE

Close reading...

is not a change to what you


teach- just how you teach it!

PENGUINS Close Read

This close read is based on [Penguins](#) by Anne Schreiber. This book is offered as eStoria book from Scholastic! The ebook version is filled with so many great extras! The book has definitions, interactive questions, videos, and much more! Also, students can read aloud with the book if you choose.

Click below to view the ebook on Scholastic.

This close read could easily be adapting for an alternate penguin text as well.



PENGUINS Close Read DAY ONE: COLD READ

On day one of the close read begin by having a "cold read." Only minimally stopping. This is a simple read for enjoyment. Explain to the students that you will be coming back to this text each day during the week.

Express excitement towards learning something new about the text each day you read. Establish and state the essential question{s} for the week's focus.

PENGUINS Close Read DAY TWO: VOCABULARY

barb	Something sharp and pointy like a hook.
coast	Where land meets water.
colony	A group of animals that live together.
equator	An imaginary line halfway between the North and South poles.
Marine mammals	Have fur and give birth to live young; unlike other mammals, they spend most of their time in the ocean.
webbed	Connected by skin.



Vocabulary

Word: _____ Picture: _____

Definition: _____


Word: _____ Picture: _____

Definition: _____

Word: _____ Picture: _____

Definition: _____

Chart vocabulary words. Display photographs of each vocabulary word for better understanding.



Penguins



Penguins



Penguins



Penguins



PENGUINS Close Read DAY THREE: TEXT DEPENDENT Q'S

Essential Question:

How do photographs help our understanding?

Wednesday: How do photographs help our understanding?

Focus on the following text features- photographs, labels, & maps

- How do the labels help you to learn more about penguins {take note that all penguins are labeled with their name}
- Why does the author put these “big word bubbles” on the pages? {pages: 6, 9, 13, 14, 16}
- How does this map {pg. 6} help us to learn more about penguins?
- Why did the author choose to use photographs instead of drawings or illustrations?
- How do photographs help you to understand more about penguins?

PENGUINS Close Read DAY FOUR: COLLABORATIVE Q'S

Essential Question:

Can we have a pet penguin where we live?

Thursday: **Can we have a pet penguin where we live?**

Break students into their collaborative learning groups and ask students to ponder and resolve the above question.

- Students must come to a decision on if they could have a pet penguin where they live.
- Support their answer with FACTS from the text.
- Give groups time to collaborate and use the text as a reference for their reasoning.

PENGUINS Close Read DAY FIVE: CUMULATIVE WRITING

Essential Questions:

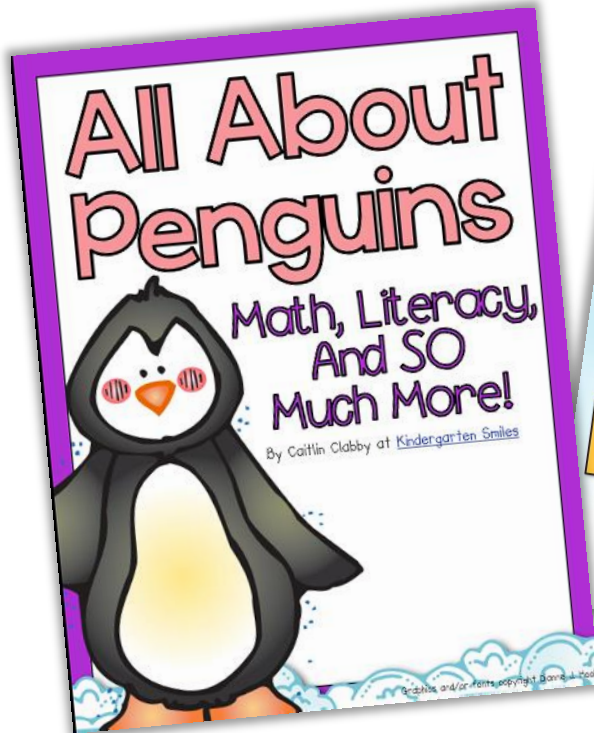
How do photographs help our understanding?
Can we have a pet penguin where we live?

Choose an essential question to assess
student's learning and understanding of the
text. Ask students to complete a given
writing prompt {see examples}.

The image shows two examples of writing prompts on lined paper, each featuring a small penguin illustration in the top right corner. The top prompt asks: "Can you have a pet penguin where you live? SUPPORT YOUR ANSWER USING FACTS FROM THE TEXT!" and includes a "NAME:" label. The bottom prompt asks: "State how photographs help you to understand nonfiction text!" and also includes a "NAME:" label. Both prompts have a decorative wavy border around the writing area.


PENGUINS *Close Read*: ADDITIONAL RESOURCES

These are awesome packets that add to the nonfiction penguin close read! Click each packet to view additional information!





NAME: _____

Can you have a Pet Penguin Where you live?
Support your answer using facts from the text.



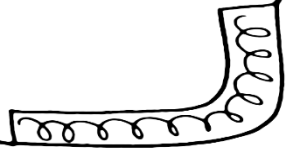

NAME: _____

state how photographs help you to understand nonfiction text




NAME: _____

Write a caption for the photograph.




NAME: _____

state how photographs help you to understand nonfiction text



NAME: _____

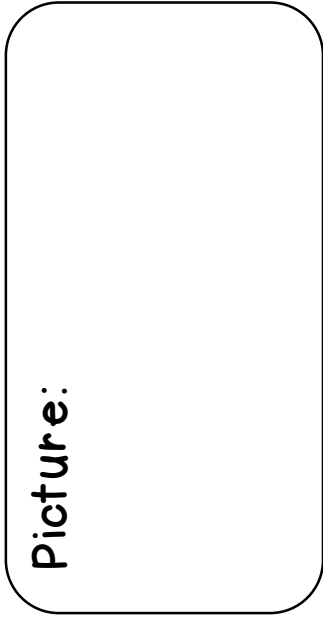
Write a caption for the Photograph.



Vocabulary

Word: _____


Picture:



Definition: _____

Word: _____

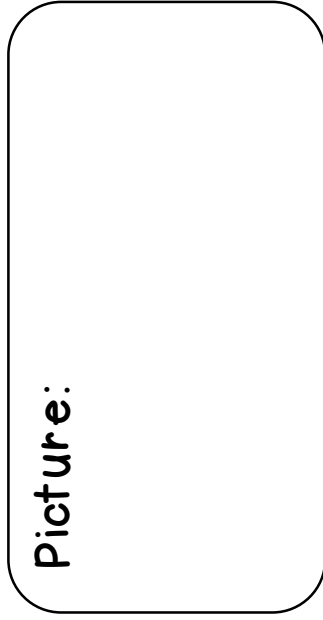
Picture:



Definition: _____

Word: _____

Picture:



Definition: _____
